

FAIRFIELD

O H I O


A Resident's Guide to Understanding Local Tax



Vision Statement

Fairfield is a vibrant and diverse city that values safe neighborhoods and a strong sense of community for all residents and businesses. Our public services are known for fostering a high quality of life, making Fairfield stand out as a desired place in which to live, work, visit, and do business.

The vision of Fairfield is to carry forward these key characteristics while embracing the diversity of the city and the versatility needed to adapt, so that the city can welcome new investment and redevelopment to strengthen these qualities.



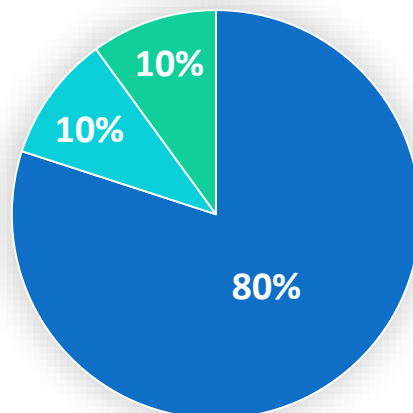
The City's public services are made possible through the collection of revenues such as income and property taxes. We hope that this guide gives clarity to these revenue sources and how they are utilized in the City.

Income Tax

Income taxes represent the largest source of revenue for the City. Income tax collections are receipted into three funds: the General Fund, the Capital Improvement Fund, and the Street Improvement Fund. Each fund is used in a unique way to fund the high quality services provided by the City.

2021

Income Taxes Received		
General Fund	\$	28,543,807
Street Improvement Fund	\$	3,584,165
Capital Improvement Fund	\$	3,584,165
	\$	35,712,137



General Fund

This fund is the general operating fund of the City and is used to account for all revenues and expenditures not required to be accounted for in other funds. Functions financed from the general fund include public safety, parks and recreation, planning, building inspection, engineering, and community environment.



Income Tax

Street Improvement

This Fund is used to account for the construction and repair of the City's streets. The City of Fairfield annually paves a minimum of 23.5 miles of the 408 miles of roadway maintained by the City. The City also maintains 252 miles of curb, 116 miles of storm sewer, 61 traffic signals, a fleet of over 225 vehicles and 60 major pieces of equipment.

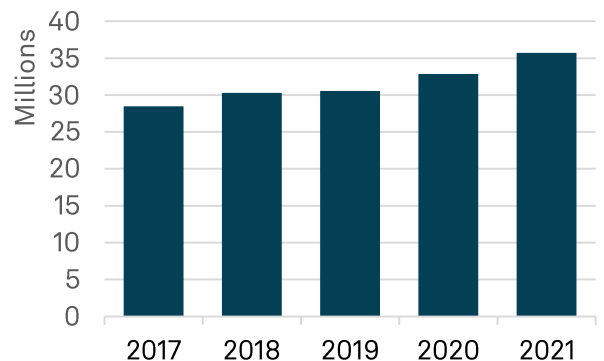
Capital Improvement

This Fund is used to account for the acquisition, construction or the debt service thereupon of assets with a useful life of five years or more.



5 Year Revenue Trend

While many other communities experienced loss of jobs and/or industries over past years, Fairfield has been fortunate to retain and attract desirable businesses. This has enabled the City to maintain a strong income tax revenue source over the past 5 years.

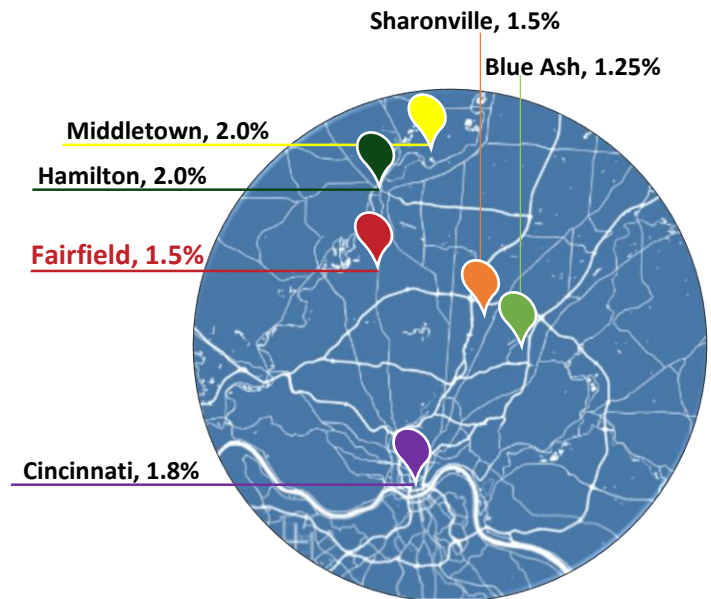


Income Tax

Southwest Ohio Income Tax Rate

The City of Fairfield's standards for services are considered excellent, and its tax rate of 1.5% compares favorably to other area governments.

Income taxes are paid first to the City where an individual works and then to where they live. The City of Fairfield provides a 100% credit up to 1.5% for taxes paid to the City where you work.



Income Tax Examples

Fairfield Resident working in Fairfield with a salary of \$60,000.

- $\$60,000 \times 1.5\%$ Fairfield Income Tax = \$900 due to Fairfield.

Fairfield Resident working in Hamilton with a salary of \$60,000.

- $\$60,000 \times 2\%$ Hamilton Income Tax = \$1,200 due to Hamilton.
- *In this situation, this resident would not owe the City of Fairfield any income tax, as more than 1.5% was paid to Hamilton.*

Fairfield resident working in Blue Ash with a salary of \$60,000.

- $\$60,000 \times 1.25\%$ Blue Ash Income Tax = \$750 due to Blue Ash.
- $\$60,000 \times 1.5\%$ Fairfield Income Tax = \$900 less \$750 credit provided by Fairfield for taxes paid to Blue Ash = \$150 due to Fairfield.

Property Tax

Your property tax bill is based on the assessed value of your property, any exemptions for which you qualify, and a property tax rate. Property taxes pay for things like public schools, community colleges, libraries, and public safety.

Property taxes consist of two parts based on millage. Millage is the amount charged per \$1,000 worth of taxable property value.

Inside Millage

Inside millage is levied without a vote of the people and, per the State of Ohio, can not exceed 10 mills. Currently the City of Fairfield's inside millage rate is 1.29.

Outside Millage

Outside millage can only be levied with a vote of the people, and has recently changed in the City of Fairfield. In the past years the outside millage was 7.15. Recently City residents passed a new millage amount of 9.25, which will come in to effect in 2023. This new continuing levy will replace the past existing levies.

This increase to outside millage was much needed in order to support the City's Fire Department. The levy enables the City's Fire Department staff to manage the City's growing number of EMS calls with a greater level of service.



Property Tax

Outside Millage

The passage of the levy will allow Fairfield to become a career fire department, in which there are no part-time positions. The plan is to convert 36 part-time spots into 18 full-time positions. Each new full-time position will replace two part-time positions. As many as six full-time positions are expected to be added as early as 2022, and the remaining annually thereafter. The city is currently authorized to have thirty-nine full-time firefighters with the thirty-six part-timers.



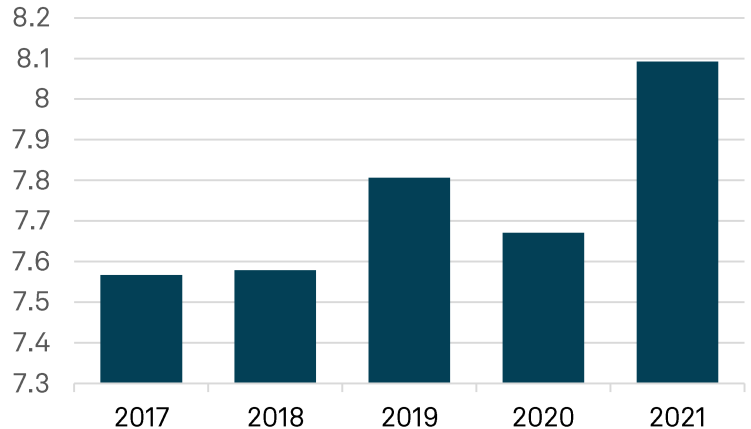
This levy will increase property taxes. For example the owner of a \$100,000 home in 2023 will now pay \$323.75 instead of \$184.00, increasing the property tax amount annually by \$139.75. The City of Fairfield has created a Fire Levy Calculator for residents so that they are aware of their future annual property tax increase, which is based upon the value of their home. If you would like to utilize this tool, please go to the City website at: <https://www.Fairfield-city.org/1046/2022-Fire-Levy-Calculator>.

Resident Fire Levy Calculator	
Current Total Value *	100,000
Total New Millage @ 9.25	323.75
Total Current Millage @ 7.15	184.00
Annual Increase	139.75

Property Tax

5 Year Revenue Trend

As you can see from the chart, Property tax revenue has remained between \$7.3 million and \$8.1 million for the past 5 years. With the passing of the new fire levy the City expects to see an increase in revenue in 2023.



Estimating your Property Taxes

In order to estimate your property taxes you will need your residential tax rate listed below and the following from the Butler County Auditor's website:

- Valuation of your property
- Taxing district

Residential Tax Rate (rate class 1)

- A07 Fairfield City - Fairfield CSD - 47.207356
- A08 Fairfield Twp. - Fairfield C-FFLD CSD - 47.207356
- A09 Fairfield City – Northwest LSD – 52.724387

Using this information in the following formula:

$$\text{Property Valuation} / 1,000 \times \text{Residential Tax Rate} \times .35 = \text{Estimated Property Tax}$$

Note: Actual Property taxes may vary from this amount due to exemptions available to you from the County Auditor.

Property Tax

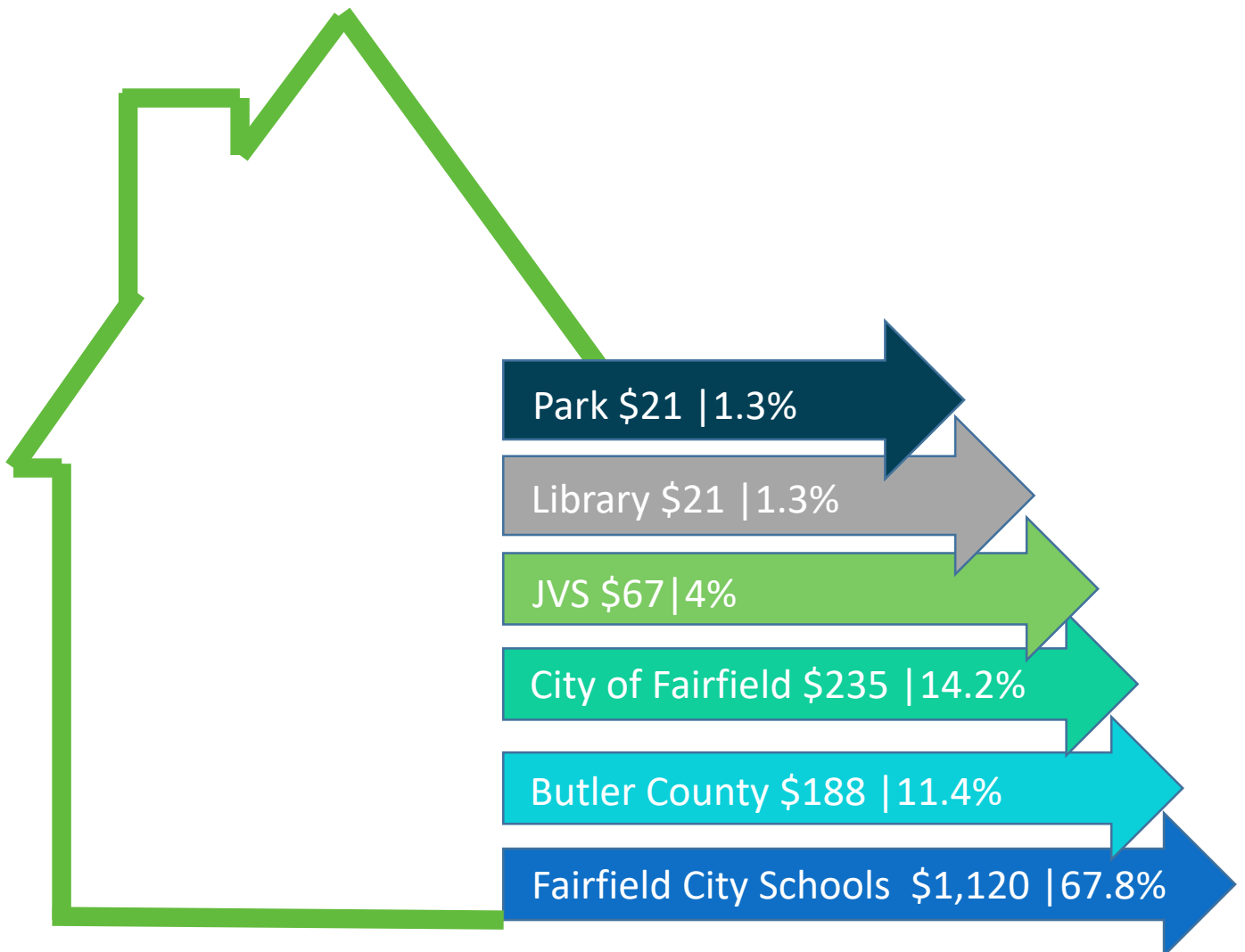
Example:

\$100,000 Home in Fairfield taxing district A07

2022 Property Tax Bill

$$100,000 / 1,000 \times 47.207356 \times .35 = \text{\textbf{\$1,652}}$$

Total Property Taxes*



**Tax reductions may be available through the county auditor.*

Property Tax

As discussed previously, in 2022 City of Fairfield Residents passed a new 9.25 Mill Fire Levy. This Levy will replace the past Fire Levy in its entirety and will create an increase in property taxes. A example of the dollar increase for the owner of a \$100,000 home within City limits is below. Please note that this total, includes both inside and outside millage.

2023 Property Tax Bill

$$\text{\$1,652} + \text{\$140} = \text{\$1,792}$$

Total 2022
Property Taxes*

Additional amount
Due for new Fire Levy

Total 2023
Property Taxes*

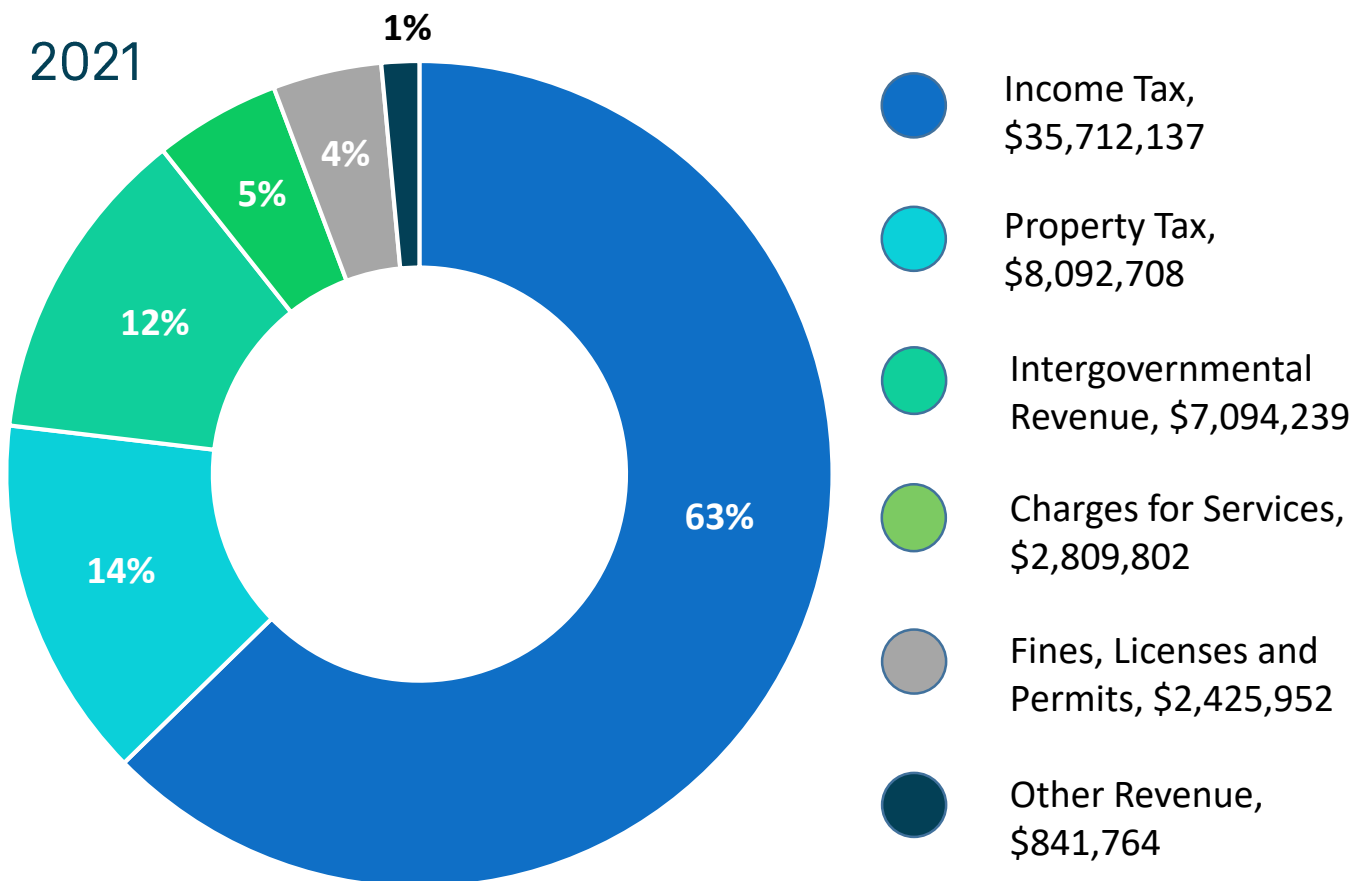

**Tax reductions may be available through the county auditor.*




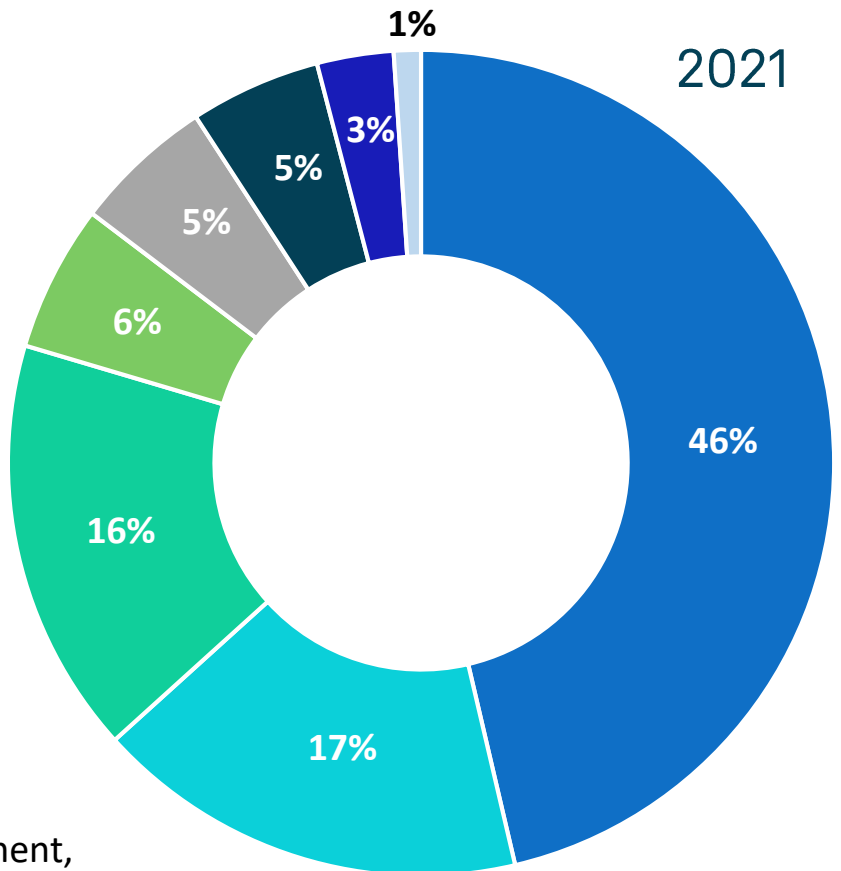
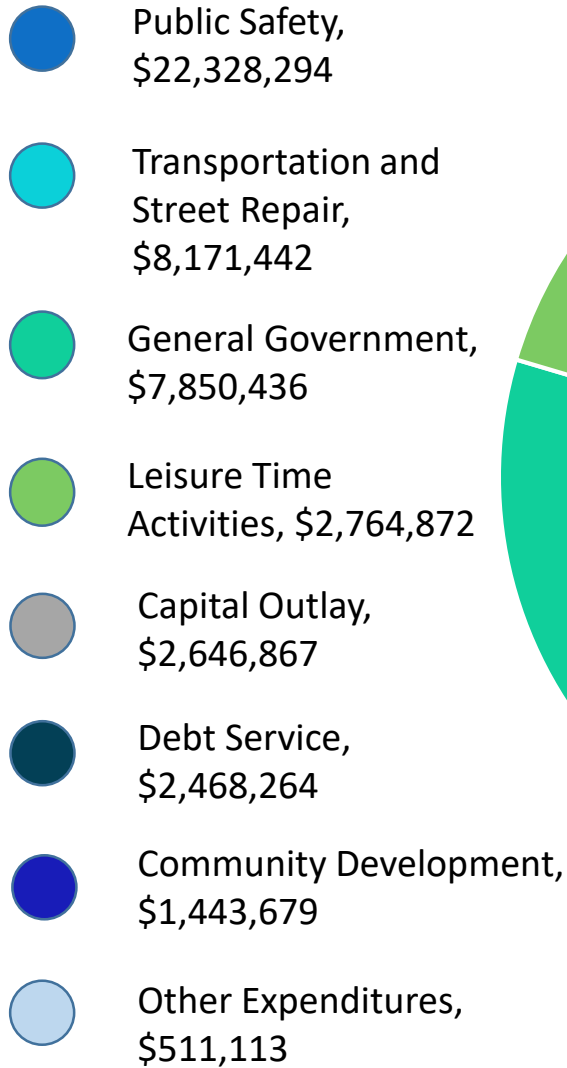
Revenue

The City's employer base continues to help provide a stable backbone for the City's main revenue source, income tax. The City relies on this funding in order to maintain its excellent services. Currently Fairfield is home to more than 1,200 businesses including the corporate headquarters for Cincinnati Financial Corporation.

Attracting high paying jobs to the commercial and industrial zones, as well as building on the respect earned from the surrounding area, will continue to be a priority.



Expenditures

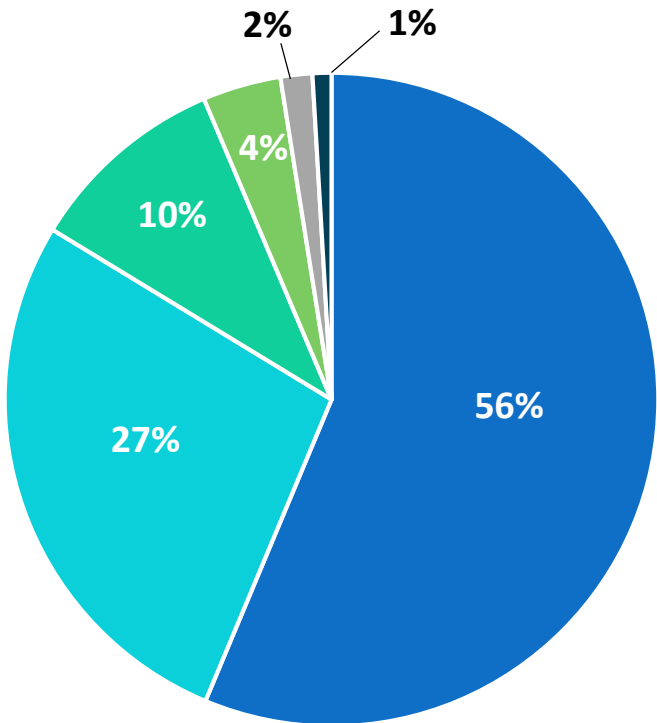


Capital Improvement Program

The City of Fairfield prepares a Capital Improvement Program that provides City Council with a comprehensive plan of capital improvements/expenditures that are being considered by the City over the next five years. The City’s Capital Improvement Program places a strong emphasis on the city’s continuing commitment to upgrade and improve its infrastructure while staying within conservative financial parameters.

2022

	Public Utilities	\$ 17,557,500
	Streets	\$ 8,543,168
	Fleet/Facilities	\$ 3,090,000
	Parks	\$ 1,210,000
	Other	\$ 490,000
	Public Safety	\$ 291,500
		\$ 31,182,168



FAIRFIELD

O H I O

Contact Us

Emergency – Dial 911

General – 513-867-5300

Utilities – 513-867-5375

Parks – 513-867-5348

Finance – 513-867-5315

5350 Pleasant Avenue
Fairfield, OH 45014

www.fairfieldoh.gov

